

TM
TRACTORS

www.tym.co.kr



T433 / T433 CAB
T503 / T503 CAB

QUALITY MATTERS

T433/T433^{CAB} / T503/T503^{CAB}

43-50 Horsepower


TM



TYM provides its customers with the industry's best agricultural machinery and service. Whether you are farming, landscaping, working jobsites, or turf management. Ranging from 23-100 Horsepower and featuring cabs, loaders, and backhoes for every model, TYM has the right model for you.

POWER STEERING

- Hydrostatic power steering offers effortless maneuverability
- Excellent turning radius



ENGINE

- Reliable, powerful, and rugged engine
- 43 and 50 gross horse power
- Maximum fuel efficient
- 4 cylinder, liquid-cooled diesel engine

DUAL AIR CLEANER

- Dual air filter elements protects and extends engine life



TYM TRACTORS



CURVED-LINE CABIN

- Provides excellent entry and exit from both doors
- Spacious cabin provides for more operating room and greater visibility




REAR WIPER

- T433c/T503c is equipped with a rear wiper which provides for a clearer wide working visibility



RADIO/ CD PLAYER

- Premium radio/ CD player (optional)




PROJECTION HEAD LAMP

- Provides greater visibility in low light conditions

TOUCH PANEL

- The switch panel for front/rear working lights and front/rear wipers is located on the right post offering easy control and operation





LED INSTRUMENT PANEL

- Easy-to-read instrument panel includes gauges for engine RPM, engine temperature, fuel level, as well as a digital hour meter and PTO on/off indication light



FOLDABLE ROPS

-Foldable ROPS lets you store under a low-roof ceiling for convenient storage



4WD FRONT AXLE

-The heavy duty front axle offers greater traction during demanding applications




TELESCOPING LINKS



REAR REMOTE

-TYM offers more standard remotes for your added convenience



Model	T433	T433HST	T433CAB	T433CAB(HST)	T503	T503HST	T503CAB	T503CAB(HST)
ENGINE								
Manufacturer	Perkins	Perkins	Perkins	Perkins	Perkins	Perkins	Perkins	Perkins
Model	404D-22	404D-22	404D-22	404D-22	404D-22	404D-22	404D-22	404D-22
Engine HP(kw)-Gross	42.7(31.4)	42.7(31.4)	42.7(31.4)	42.7(31.4)	50.7(37.3)	50.7(37.3)	50.7(37.3)	50.7(37.3)
PTO HP(kw)	34.4(25.3)	31.2(23)	34.4(25.3)	31.2(23)	39.8(29.3)	37(27.2)	39.8(29.3)	37(27.2)
Rated engine speed	2600	2600	2600	2600	2800	2800	2800	2800
Number of cylinders	4	4	4	4	4	4	4	4
Displacement-cu.in. (cc)	135.2(2216)	135.2(2216)	135.2(2216)	135.2(2216)	135.2(2216)	135.2(2216)	135.2(2216)	135.2(2216)
Air cleaner	Dual Dry	Dual Dry	Dual Dry	Dual Dry	Dual Dry	Dual Dry	Dual Dry	Dual Dry
ELECTRICAL SYSTEM								
Alternator	12V, 65A	12V, 65A	12V, 65A	12V, 65A	12V, 65A	12V, 65A	12V, 65A	12V, 65A
FUEL SYSTEM								
Type	Indirect Fuel Injection	Indirect Fuel Injection	Indirect Fuel Injection	Indirect Fuel Injection	Indirect Fuel Injection	Indirect Fuel Injection	Indirect Fuel Injection	Indirect Fuel Injection
DRIVETRAIN								
Transmission type	Sync/Shuttle	HST	Sync/Shuttle	HST	Sync/Shuttle	HST	Sync/Shuttle	HST
Number of speeds	16/F 16/R	3 Ranges	16/F 16/R	3 Ranges	16/F 16/R	3 Ranges	16/F 16/R	3 Ranges
Max traveling speed, mph (km/h)	18.2(29.4)	17.7(28.4)	18.2(29.4)	17.7(28.4)	19.6(31.7)	17.7(28.4)	19.6(31.7)	17.7(28.4)
Brakes	Wet Disc	Wet Disc	Wet Disc	Wet Disc	Wet Disc	Wet Disc	Wet Disc	Wet Disc
Steering	Hydrostatic	Hydrostatic	Hydrostatic	Hydrostatic	Hydrostatic	Hydrostatic	Hydrostatic	Hydrostatic
Clutch	Dry single plate	N/A	Dry single plate	N/A	Dry single plate	N/A	Dry single plate	N/A
HYDRAULIC SYSTEM								
Pump (type)	Dual Gear Pump	Dual Gear Pump	Dual Gear Pump	Dual Gear Pump	Dual Gear Pump	Dual Gear Pump	Dual Gear Pump	Dual Gear Pump
Implement pump cap. gpm (L/min)	8.8(33.5)	8.8(33.5)	8.8(33.5)	8.8(33.5)	9.5(36.5)	9.5(36.5)	9.5(36.5)	9.5(36.5)
Steering pump cap. gpm (L/min)	4.6(17.5)	4.6(17.5)	4.6(17.5)	4.6(17.5)	5.0(19.2)	5.0(19.2)	5.0(19.2)	5.0(19.2)
Maximum total flow gpm (L/min)	13.4(51.7)	13.4(51.7)	13.4(51.7)	13.4(51.7)	14.5(55.7)	14.5(55.7)	14.5(55.7)	14.5(55.7)
Category, 3 point hitch	1	1	1	1	1	1	1	1
Hitch lift capacity, lb. (kg)	3314(1503)	3314(1503)	3314(1503)	3314(1503)	3314(1503)	3314(1503)	3314(1503)	3314(1503)
at 24 inches behind link ends, lb(kg)	2945(1336)	2945(1336)	2945(1336)	2945(1336)	2945(1336)	2945(1336)	2945(1336)	2945(1336)
Lift control type	Position/Draft	Position/Draft	Position/Draft	Position/Draft	Position/Draft	Position/Draft	Position/Draft	Position/Draft
Joystick valve	standard	standard	standard	standard	standard	standard	standard	standard
No. of standard remote valves-option	2	2	2	2	2	2	2	2
PTO								
Type	Independent	Independent	Independent	Independent	Independent	Independent	Independent	Independent
Control	Electric/Hydro	Electric/Hydro	Electric/Hydro	Electric/Hydro	Electric/Hydro	Electric/Hydro	Electric/Hydro	Electric/Hydro
Mid (rpm)-option	N/A	N/A	N/A	N/A	N/A	N/A	N/A	N/A
Rear (rpm)	540/1,000	540/1,000	540/1,000	540/1,000	540/1,000	540/1,000	540/1,000	540/1,000
Shaft Diameter in. (mm)	1 3/8 (35)	1 3/8 (35)	1 3/8 (35)	1 3/8 (35)	1 3/8 (35)	1 3/8 (35)	1 3/8 (35)	1 3/8 (35)
CAPACITIES								
Fuel Tank, U.S. gal.(L)	17(60)	17(60)	17(60)	17(60)	17(60)	17(60)	17(60)	17(60)
Cooling System U.S. qt. (L)	9.0(8.5)	9.0(8.5)	9.0(8.5)	9.0(8.5)	9.0(8.5)	9.0(8.5)	9.0(8.5)	9.0(8.5)
Crankcase (with filter) U.S. qt. (L)	7.1(6.7)	7.1(6.7)	7.1(6.7)	7.1(6.7)	7.1(6.7)	7.1(6.7)	7.1(6.7)	7.1(6.7)
Trans. & Hydr. System, U.S.gal. (L)	9.2(35)	9.2(35)	9.2(35)	9.2(35)	9.2(35)	9.2(35)	9.2(35)	9.2(35)
Front Axle qt. (L)	10.5(10)	10.5(10)	10.5(10)	10.5(10)	10.5(10)	10.5(10)	10.5(10)	10.5(10)
DIMENSIONS (with standard tires)								
Overall length, in. (mm) with 3P	141.3(3590)	141.3(3590)	141.3(3590)	141.3(3590)	141.3(3590)	141.3(3590)	141.3(3590)	141.3(3590)
Overall width, in. (mm)	63.8(1620)	63.8(1620)	63.8(1620)	63.8(1620)	63.8(1620)	63.8(1620)	63.8(1620)	63.8(1620)
Wheelbase, in. (mm)	76.2(1935)	76.2(1935)	76.2(1935)	76.2(1935)	76.2(1935)	76.2(1935)	76.2(1935)	76.2(1935)
Height to top of ROPS, in. (mm)	102.1(2594)	102.1(2594)	102.1(2594)	102.1(2594)	102.1(2594)	102.1(2594)	102.1(2594)	102.1(2594)
Min. Ground Clearance, in. (mm)	13.8(350)	13.8(350)	13.8(350)	13.8(350)	13.8(350)	13.8(350)	13.8(350)	13.8(350)
Min. Turning Radius, in. (mm) with brakes	131.9(3352)	131.9(3352)	131.9(3352)	131.9(3352)	131.9(3352)	131.9(3352)	131.9(3352)	131.9(3352)
Min. Turning Radius, in. (mm) w/o brakes	150.4(3820)	150.4(3820)	150.4(3820)	150.4(3820)	150.4(3820)	150.4(3820)	150.4(3820)	150.4(3820)
STANDARD TIRES								
Agricultural Front	9.5-16	9.5-16	9.5-16	9.5-16	9.5-16	9.5-16	9.5-16	9.5-16
Agricultural Rear	13.6-26	13.6-26	13.6-26	13.6-26	13.6-26	13.6-26	13.6-26	13.6-26
Industrial Front	12-16.5	12-16.5	12-16.5	12-16.5	12-16.5	12-16.5	12-16.5	12-16.5
Industrial Rear	17.5L-24	17.5L-24	17.5L-24	17.5L-24	17.5L-24	17.5L-24	17.5L-24	17.5L-24
ROLL-OVER PROTECTIVE STRUCTURES								
Standard	ROPS	ROPS	CAB with Air conditioner	ROPS	ROPS	ROPS	CAB with Air conditioner	CAB with Air conditioner
WEIGHT								
Total weight, lb (kg) (without weight)	4140(1710)	4140(1710)	4559(1900)	4559(1900)	4140(1710)	4140(1710)	4559(1900)	4559(1900)

> Specifications subject to change without prior notice

WHO IS TYM?

TYM, (Tong Yang Moolsan) headquartered in Seoul, South Korea, was established in 1960, and has over four decades of experience designing, manufacturing and distributing high quality tractors and agricultural equipment worldwide.

TYM OFFERS A BROAD PRODUCT LINE - Horsepower ranges from 23hp - 100hp. All models are available with heated and air conditioned cabs...some models have power shuttle and hydrostatic transmissions. Loaders and backhoes are available for all tractors.

TYM is a proactive and forward thinking manufacturer with an aggressive R & D Department committed to helping their dealers sell tractors. TYM listens and responds to the changing market.

TYM first entered the US market in 1999 branding tractors first for Mahindra's 10 series. As time progressed TYM tractors were sold regionally under the Millennium and Scorpion brand names. And later OEM branded for an additional company for a few years. The TYM brand is known world wide.

TYM sold their tractors in the US under their own brand starting in 2001 in some of the western states. TYM then entered the Canadian market in 2002 offering TYM branded tractors. In September 2004 TYM incorporated TYM-USA which continues to be the TYM's official US operating company DBA TYM TRACTORS.

TYM owns and operates two distribution and support centers in the United States. The newest one opened January 2, 2008 and is Located in Wilson, NC. original US based TYM distribution and support center located in Redmond, OR opened in 2001. TYM built a new distribution and support center in Redmond, OR in 2005. TYM's Headquarters for its North American operation is also located in its new (100,00sq ft) facility in Wilson, NC. TYM continues to invest not only in the development of its tractors and attachments but also in the resources needed to support its dealer organization.

TYM tractors is now the fastest growing tractor brand in North America with its rapidly expanding dealer organization and customer acceptance of its high quality product offering.



Søreng Maskin AS

Org.nr. 994 344 684 MVA

Sagvegen 28 2742 Grua

www.sorengmaskin.no

post@sorengmaskin.no - Tlf. 90 68 88 92

TYM TONG YANG MOOLSAN CO., LTD.